


Newton Offshore Strategy Fund Alternative

Assets

Fourth quarter 2009



Fund information

Aim

To achieve long-term growth in excess of cash returns from a balanced portfolio of Alternative Assets. The Fund is intended to have significantly lower absolute volatility than traditional equity biased funds, but will exhibit volatility relative to its benchmark.

Fund facts

Fund structure	OEIC
Base currency	GBP
Benchmark	1 month £ Libor +1.0% p.a.
Fund launch date	10 December 2007
Fund domicile	Jersey
Pay dates	28 Feb, 31 Aug
ISIN	GB00B29QMK64
SEDOL	B29QMK6

Fund data

Fund size (millions)	GBP 13
Dividend yield	0.8%

Fees and charges

Annual management charge	1.0%
Total expense ratio	1.12%

All figures correct as at 31 December 2009

Risk and performance statistics sourced from Newton using 36 months of data (where applicable) to 31 December 2009

Focus on the latest quarter

Performance over three months

NOSF Alternative Assets	4.5%		
1 month £ Libor +1% p.a.	0.4%	ARC Bal.Asset (est)	1.8%
		IMA Absolute Return	0.1%
FTSE W World	3.5%	FTA Govt All Stocks	-2.0%

Significant transactions

Acquisitions
Societe Generale FTSE 100 Autocall 31/1/14
Lyxor Focus Fund Ltd
Rossi Residencial S/A
Ashmore Global Opp Ord EUR NPV
Elders 7% Fixed Income Shs Cls 24B

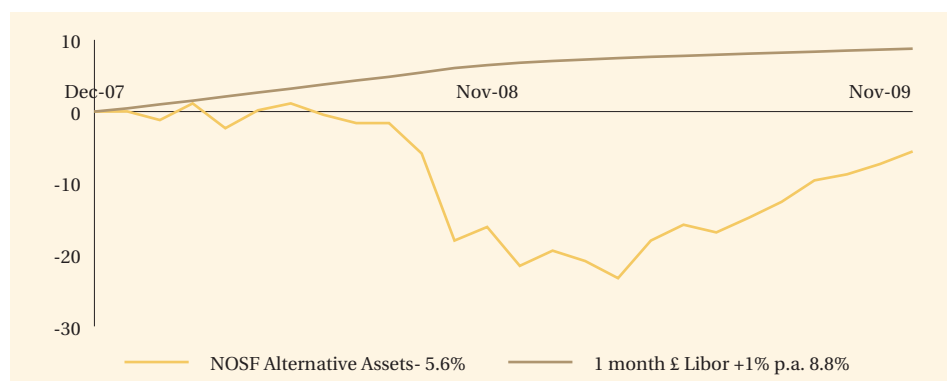
Disposals

ETFS Physical Gold 0% Secured Note (USD)
ETFS Physical Gold 0% Secured Note (AUD)

Note: Portfolio holdings are subject to change at any time without notice and should not be construed as investment recommendations.

Long-term performance

Performance since launch



	2000	2001	2002	2003	2004	2005	2006	2007	2008	2009
NOSF Alt. Assets	-	-	-	-	-	-	-	-	-21.6	20.4
1 month £ Libor +1% p.a.	-	-	-	-	-	-	-	-	6.4	1.8

Discrete past performance - percentage change

From	31/12/04	31/12/05	31/12/06	31/12/07	31/12/08
To	31/12/05	31/12/06	31/12/07	31/12/08	31/12/09
NOSF Alternative Assets	-	-	-	-21.6%	20.4%

All performance sourced from: Lipper, ARC & Datastream, as at 31 December 2009. Calculation basis: Sterling, total return, bid to bid, without initial charges, gross income reinvested, net of management fees. Care should be taken when extrapolating these figures due to short performance history.

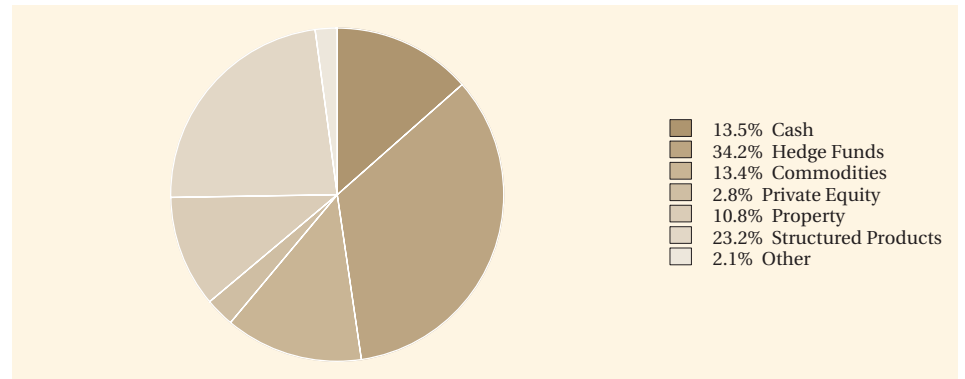
Risk factors

This is a financial promotion and is not intended as investment advice. Past performance is not a guide to future returns. The value of investments and the income from them can fall as well as rise and investors may not get back the original amount invested. The value of overseas securities will be influenced by fluctuations in exchange rates. If the portfolio invests in sub-investment grade bonds that typically have a low credit rating these carry a high degree of default risk, which can affect the capital value of your investment. If the portfolio has exposure to hedge funds, gold, private equity and property via publicly quoted transferable securities, there are additional risks associated with these sectors.

Long-term performance - risk and reward

Fund analysis

Breakdown as % of total market value



Source: Newton as at 31 December 2009.

Newton

Enquiries
Telephone: 0800 917 6594
www.newton.co.uk

London

160 Queen Victoria Street, London
EC4V 4LA

Edinburgh

2 Festival Square, Edinburgh EH3 9SU

Leeds

1 Whitehall Riverside, Leeds LS1 4BN

Issued by Newton Investment Management Limited (NIM). The NOSF Alternative Assets Fund is a sub-fund of the Newton Offshore Strategy Fund, an open-ended investment company operated by Newton Fund Managers C.I. Limited (NFM C.I.). A prospectus for the fund may be obtained by writing to NFM C.I.. Registered office for NFM C.I.: Liberté House, 19-23 La Motte Street, St Helier, Jersey JE2 4SY, Channel Islands. Registered in Jersey No. 5769. NFM C.I. is regulated by the Jersey Financial Services Commission. Registered office for NIM: The Bank of New York Mellon Centre, 160 Queen Victoria Street, London EC4V 4LA. Registered in England No.1371973. NIM is authorised and regulated by the Financial Services Authority.