


Newton Offshore Strategy Fund Alternative

Assets

First quarter 2010



Fund information

Aim

To achieve long-term growth in excess of cash returns from a balanced portfolio of Alternative Assets. The Fund is intended to have significantly lower absolute volatility than traditional equity biased funds, but will exhibit volatility relative to its benchmark.

Fund facts

Fund structure	OEIC
Base currency	GBP
Benchmark	1 month £ Libor +1.0% p.a.
Fund launch date	10 December 2007
Fund domicile	Jersey
Pay dates	28 Feb, 31 Aug
ISIN	GB00B29QMK64
SEDOL	B29QMK6

Fund data

Fund size (millions)	GBP 13
Dividend yield	0.5%

Fees and charges

Annual management charge	1.0%
Total expense ratio	1.13%

All figures correct as at 31 March 2010

Risk and performance statistics sourced from Newton using 36 months of data (where applicable) to 31 March 2010

Focus on the latest quarter

Performance over three months

NOSF Alternative Assets	3.0%		
1 month £ Libor +1% p.a.	0.4%	ARC Balanced Asset	4.5%
		IMA Absolute Return	1.3%
FTSE W World	9.9%	FTA Govt All Stocks	1.1%

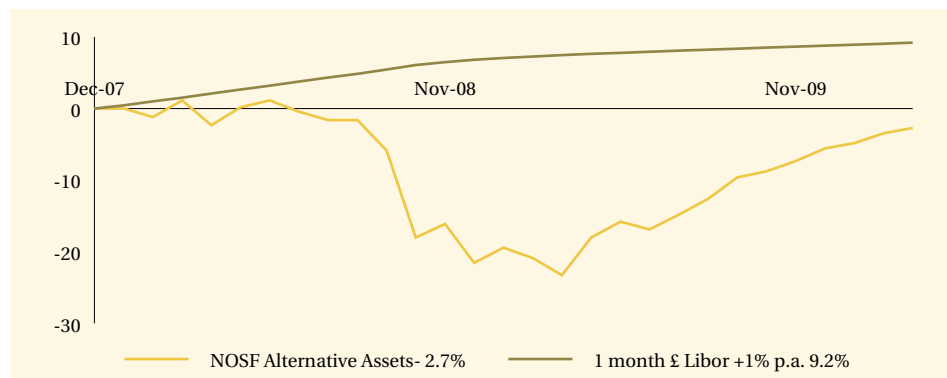
Significant transactions

Acquisitions	Disposals
Goldman Sachs-Phoenix Autocall FTSE 100	ETFS Physical Gold-0% Secured Note (AUD)
Intl Public Partnership Ltd	Alternative Inv Strategies-Sterling Hedged Shs
Absolute Return Trust Ltd-Red Ptg Pref Shs	Mapletree Logistics Trust
Signet Gbl Fxd Inc Strategies	Hongkong Land Holdings Ltd
UK Commercial Prop Tst Ltd-(Placing 11/02/10)	Tapestry Inv Co (Post Red Jan10)

Note: Portfolio holdings are subject to change at any time without notice and should not be construed as investment recommendations.

Long-term performance

Performance since launch



	2001	2002	2003	2004	2005	2006	2007	2008	2009	YTD 2010
NOSF Alt. Assets	-	-	-	-	-	-	-	-21.6	20.4	3.0
1 month £ Libor +1% p.a.	-	-	-	-	-	-	-	6.4	1.8	0.4

Discrete past performance - percentage change

From	31/03/05	31/03/06	31/03/07	31/03/08	31/03/09
To	31/03/06	31/03/07	31/03/08	31/03/09	31/03/10
NOSF Alternative Assets	-	-	-	-21.4%	26.8%

All performance sourced from: Lipper, Bloomberg, ARC & Datastream, as at 31 March 2010. Calculation basis: Sterling, total return, bid to bid, without initial charges, gross income reinvested, net of management fees. Care should be taken when extrapolating these figures due to short performance history.

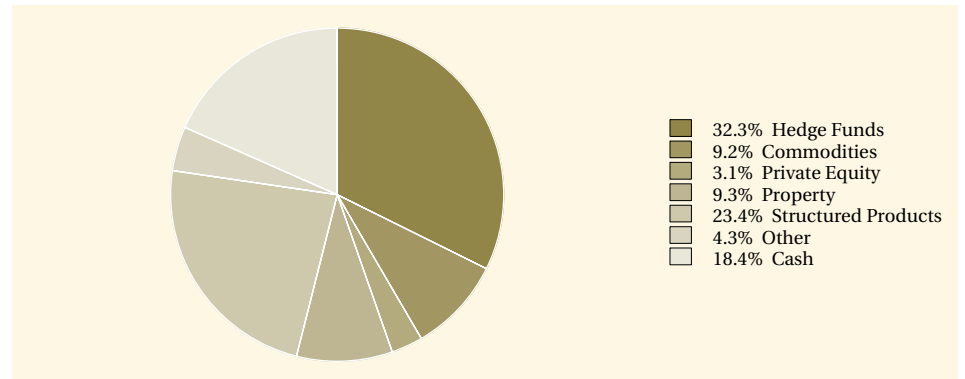
Risk factors

This is a financial promotion and is not intended as investment advice. Past performance is not a guide to future returns. The value of investments and the income from them can fall as well as rise and investors may not get back the original amount invested. The value of overseas securities will be influenced by fluctuations in exchange rates. If the portfolio invests in sub-investment grade bonds that typically have a low credit rating these carry a high degree of default risk, which can affect the capital value of your investment. If the portfolio has exposure to hedge funds, gold, private equity and property via publicly quoted transferable securities, there are additional risks associated with these sectors.

Long-term performance - risk and reward

Fund analysis

Breakdown as % of total market value



Source: Newton as at 31 March 2010.

Newton

Enquiries
Telephone: 0800 917 6594
www.newton.co.uk

London

160 Queen Victoria Street, London
EC4V 4LA

Edinburgh

2 Festival Square, Edinburgh EH3 9SU

Leeds

1 Whitehall Riverside, Leeds LS1 4BN

Issued by Newton Investment Management Limited (NIM). The NOSF Alternative Assets Fund is a sub-fund of the Newton Offshore Strategy Fund, an open-ended investment company operated by Newton Fund Managers C.I. Limited (NFM C.I.). A prospectus for the fund may be obtained by writing to NFM C.I.. Registered office for NFM C.I.: Liberté House, 19-23 La Motte Street, St Helier, Jersey JE2 4SY, Channel Islands. Registered in Jersey No. 5769. NFM C.I. is regulated by the Jersey Financial Services Commission. Registered office for NIM: BNY Mellon Centre, 160 Queen Victoria Street, London EC4V 4LA. Registered in England No.1371973. NIM is authorised and regulated by the Financial Services Authority.