


Newton Offshore Strategy Fund Bridge

Third quarter 2010



Fund information

Aim

To achieve capital growth over the long term, with an element of income in sterling, through a portfolio that is predominantly invested in equities, across a wide range of industries and countries. The equity element is balanced by cash, bonds and exposure to alternative assets, such as hedge funds, to reduce the overall volatility of the portfolio.

Fund facts

Fund structure	OEIC
Base currency	GBP
Benchmark	45% FTSE All Share, 45% FTSE W World ex UK, 10% FTSE Govt All Stocks
Fund launch date	18 October 1999
Fund domicile	Jersey
Pay dates	28 Feb, 31 Aug
ISIN	GB0006851959
SEDOL	0685195

Fund data

Fund size (millions)	GBP 41
Volatility	17.6%
Dividend yield	2.3%
Sharpe ratio	-0.1
Information ratio	-0.1

Fees and charges

Annual management charge	1.0%
Total expense ratio	1.11%

All figures correct as at 30 September 2010.

Risk and performance statistics sourced from Newton using 36 months of data (where applicable) to 30 September 2010.

Focus on the latest quarter

Performance over three months

NOSF Bridge	8.1%		
Benchmark	10.2%		
FTSE All Share	13.6%	FTSE W World (ex UK)	8.2%
		FTA Govt All Stocks	3.6%

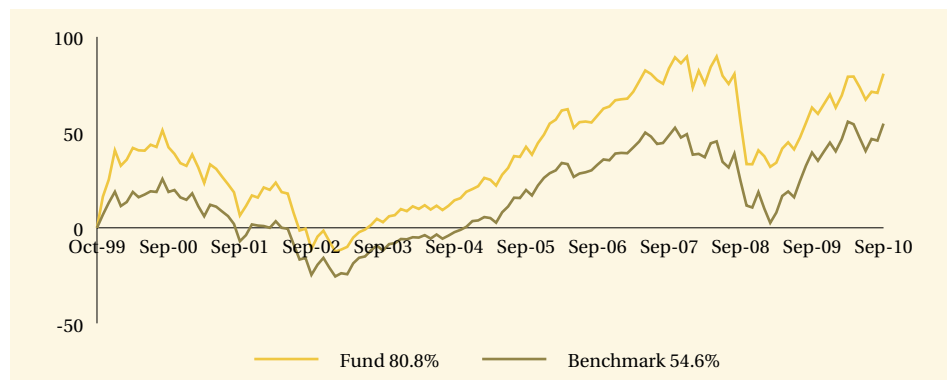
Significant transactions

Acquisitions	Disposals
Associated British Foods PLC	Vodafone Group PLC (reduce)
Petrobras Petroleo Brasileiro (Pfd)	Deutsche Post AG
Apple Inc.	BT 3.5% PLC Ixd Lkd 25/04/2025
Mosaic Co.	Severn Trent Water Utils 6% Bds 22/01/2018
Huabao International Holdings Ltd	Ariba Inc.

Note: Portfolio holdings are subject to change at any time without notice and should not be construed as investment recommendations.

Long-term performance (%)

Performance since launch



	2001	2002	2003	2004	2005	2006	2007	2008	2009	YTD 2010
Fund	-12.5	-19.8	18.2	9.5	23.7	12.1	13.7	-25.9	20.8	6.4
Benchmark	-11.8	-21.7	18.9	10.0	21.9	10.1	7.3	-20.4	21.8	6.9

Discrete past performance (%)

From	30/09/05	30/09/06	30/09/07	30/09/08	30/09/09
To	30/09/06	30/09/07	30/09/08	30/09/09	30/09/10
Fund	11.5	15.5	-15.1	4.7	10.9

All performance sourced from: Lipper & Datastream, as at 30 September 2010. Calculation basis: Sterling, total return, bid to bid, without initial charges, gross income reinvested, net of management fees.

Risk factors

This is a financial promotion and is not intended as investment advice. Past performance is not a guide to future returns. The value of investments and the income from them can fall as well as rise and investors may not get back the original amount invested. The value of overseas securities will be influenced by fluctuations in exchange rates. If the portfolio invests in sub-investment grade bonds that typically have a low credit rating these carry a high degree of default risk, which can affect the capital value of your investment. If the portfolio has exposure to hedge funds, gold, private equity and property via publicly quoted transferable securities, there are additional risks associated with these sectors.

Newton's themes

Newton is a global thematic stock picking company. Our style is team oriented and relies on effective communication between all of our investment personnel. Two of our themes are listed below, along with examples of individual holdings.

All change

Factors

The popping of the credit bubble has marked an end to the era of rapid growth in private sector debt in the developed world. Structurally impaired financial systems and impending regulatory burdens ensure that credit will be less freely available, and this has profound implications for consumer-driven economies, all asset classes and investment strategies.

Investments

Accenture, GSK, Jardine Lloyd Thompson, L'Oreal, Newcrest Mining, Novartis

Developing economies

Factors

The influence of the developing world on the global economy continues to grow, and developing economies ultimately are on a convergence course, in terms of demographics and consumption trends, with the industrialised world. This long-term secular trend will entail the development of Western-style health and social security systems and will involve significant cyclical influences as well as frictions regarding trade policies.

Investments

Bangkok Bank, Huabao, Hypermarcas, Man Wah Holdings, Natura Cosmeticos, Petrobras

Newton Investment Management Limited

London

160 Queen Victoria Street, London
EC4V 4LA

Edinburgh

2 Festival Square, Edinburgh EH3 9SU

Leeds

1 Whitehall Riverside, Leeds LS1 4BN

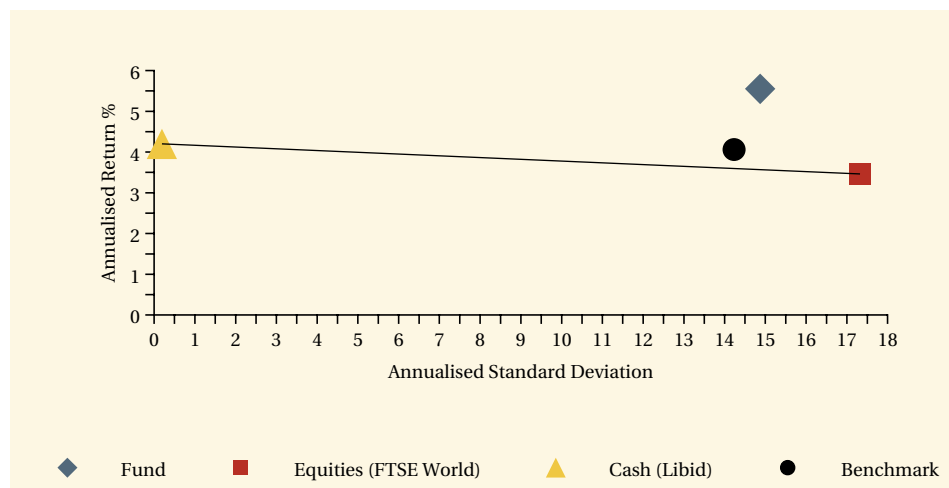
0800 917 6594

privateclients@newton.co.uk

www.newton.co.uk

Long-term performance - risk and reward

Fund return and volatility since launch

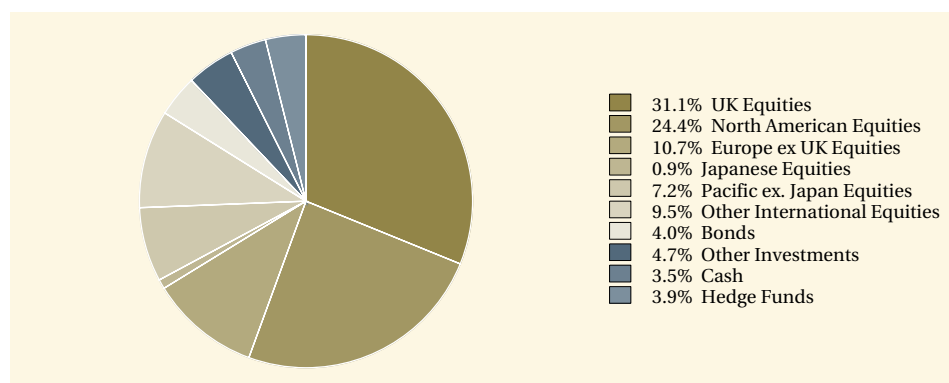


This chart shows both return and volatility. The NOSF Bridge Fund has given a higher return than cash, world equities and the benchmark with greater volatility than that of the benchmark. The launch date of the fund was 18 October 1999.

Performance sourced from: Lipper, Datastream & Bloomberg, as at 30 September 2010. Calculation basis: Sterling, total return, bid to bid, without initial charges, gross income reinvested, net of management fees.

Fund analysis

Breakdown as % of total market value



Source: Newton as at 30 September 2010.