


Newton Offshore Strategy Fund Bridge

Fourth quarter 2008



Fund information

Aim

To achieve capital growth over the long term, with an element of income in sterling, through a portfolio that is predominantly invested in equities, across a wide range of industries and countries. The equity element is balanced by cash, bonds and exposure to alternative assets, such as hedge funds, to reduce the overall volatility of the portfolio.

Fund facts

Fund structure	OEIC
Base currency	GBP
Benchmark	45% FTSE All Share, 45% FTSE W World ex UK, 10% FTSE Govt All Stocks
Fund launch date	18 October 1999
Fund domicile	Jersey
Pay dates	28 Feb, 31 Aug
ISIN	GB0006851959
SEDOL	0685195

Fund data

Fund size (millions)	GBP 34
Volatility	16.0
Dividend yield	3.0%
Sharpe ratio	-0.4
Information ratio	0.1

Fees and charges

Annual management charge	1.0%
Total expense ratio	1.08%

All figures correct as at 31 December 2008

Risk and performance statistics sourced from Newton using 36 months of data to 31 December 2008

Focus on the latest quarter

Performance over three months

NOSF Bridge	-9.7%		
Benchmark	-4.8%		
FTSE All Share	-10.2%	FTSE W World (ex UK)	-2.7%
		FTA Govt All Stocks	10.2%

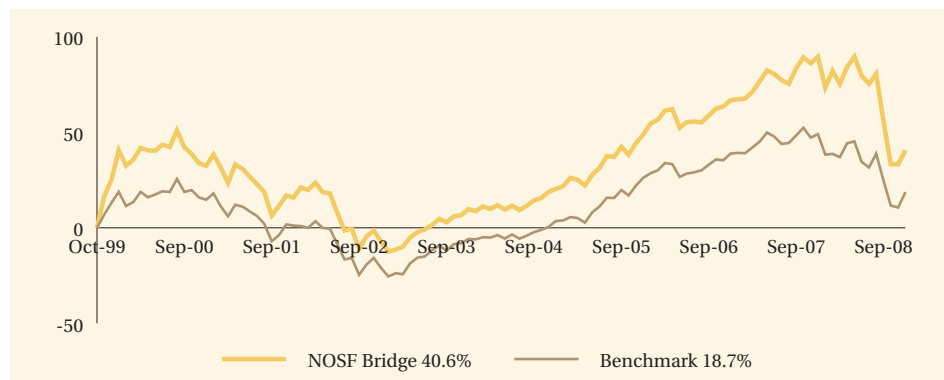
Significant transactions

Aquisitions	Disposals
Treasury 2.5% Index-Linked 16/08/2013	Deutsche Boerse AG
L3 Communications Inc	Diageo PLC
XTO Energy Inc	Devon Energy Corp
Nestle SA	MTN Group Ltd
John Lewis PLC 6.375% Bds 30/01/2012	Oil Search Ltd

Note: Portfolio holdings are subject to change at any time without notice and should not be construed as investment recommendations.

Long-term performance

Performance since launch



	1999	2000	2001	2002	2003	2004	2005	2006	2007	2008
NOSF Bridge	-	-5.8	-12.5	-19.8	18.2	9.5	23.7	12.1	13.7	-25.8
Benchmark	-	-3.5	-11.8	-21.7	18.9	10.0	21.9	10.1	7.3	-20.4

Discrete past performance - percentage change

From	31/12/03	31/12/04	31/12/05	31/12/06	31/12/07
To	31/12/04	31/12/05	31/12/06	31/12/07	31/12/08
NOSF Bridge	9.5%	23.7%	12.1%	13.7%	-25.8%

Performance sourced from: Lipper & Datastream, as at 31 December 2008. Calculation basis: Sterling, total return, bid to bid, without initial charges, gross income reinvested, net of management fees.

Risk factors

This is a financial promotion and is not intended as investment advice. Past performance is not a guide to future returns. The value of investments and the income from them can fall as well as rise and investors may not get back the original amount invested. The value of overseas securities will be influenced by fluctuations in exchange rates. If the portfolio invests in sub-investment grade bonds that typically have a low credit rating these carry a high degree of default risk, which can affect the capital value of your investment. If the portfolio has exposure to hedge funds, gold, private equity and property via publicly quoted transferable securities, there are additional risks associated with these sectors.

Newton's themes

Newton is a global thematic stock picking company. Our style is team oriented and relies on effective communication between all of our investment personnel. Two of our themes are listed below, along with examples of individual holdings.

Earth Matters

Factors

Environmental issues have moved to centre stage in the minds of the public and policy makers. Current growth trends in the developing world suggest significant additional stress on resources and the environment.

Investments

Acciona, Bayer, Fortum, K&S, Makhteshim-Agan

All Change

Factors

The previously benign period of stable growth, low inflation, and easy credit, which allowed private sector debt and financial leverage to grow to unsustainable levels (as described in a previous theme, "Becalmed") has come to an end. When assessing investments we assume that access to credit will remain difficult, which favours companies with limited financing requirements and argues against exposure to highly-indebted customers.

Investments

Centrica, Cobham, GlaxoSmithKline, Microsoft, Reynolds American, Short dated corporate bonds, Wyeth

Newton

Private investment management:
Telephone: 0800 917 6594
Email: privateclients@newton.co.uk
www.newton.co.uk/pim

London

160 Queen Victoria Street, London
EC4V 4LA

Edinburgh

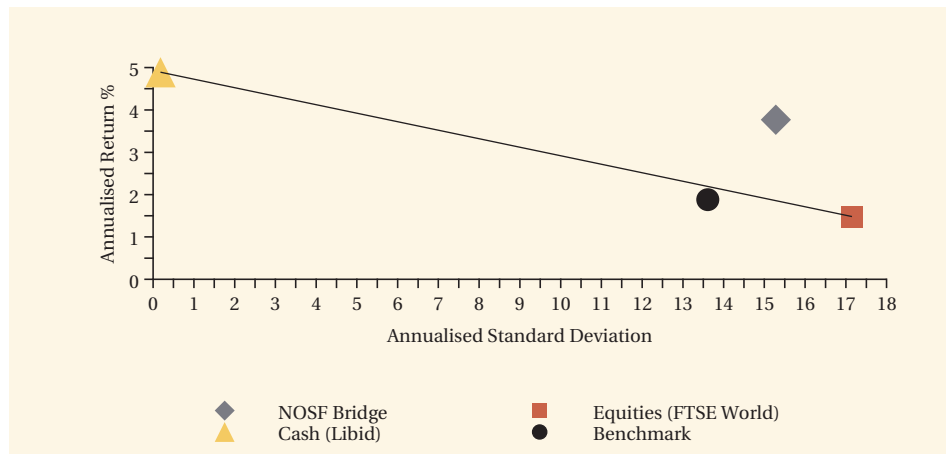
2 Festival Square, Edinburgh EH3 9SU

Leeds

1 Whitehall Riverside, Leeds LS1 4BN

Long-term performance - risk and reward

Fund return and volatility since launch

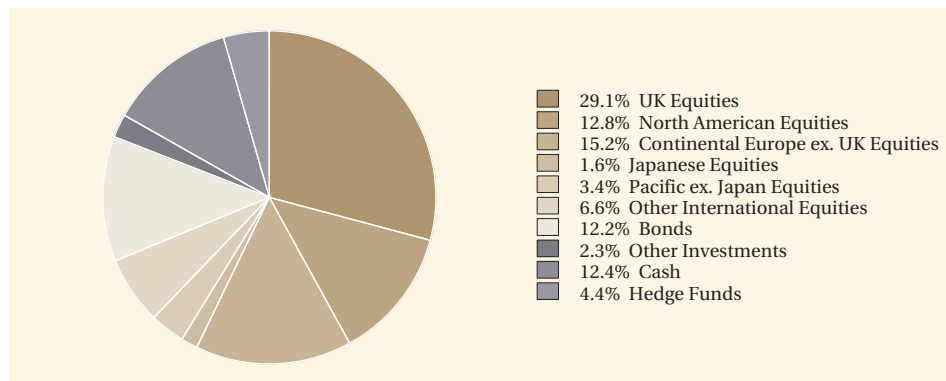


This chart shows both return and volatility. The NOSF Bridge Fund has given a higher return than world equities and the benchmark but with greater volatility than that of the benchmark. The launch date of the fund was 18 October 1999.

Performance sourced from: Lipper & Datastream, as at 31 December 2008. Calculation basis: Sterling, total return, bid to bid, without initial charges, gross income reinvested, net of management fees.

Fund analysis

Breakdown as % of total market value



Source: Newton as at 31 December 2008.